

# WESAN WPV G

BULK WATER METER | WOLTMAN



## APPLICATION

Meter for measuring heavily fluctuating flow rates.

## FEATURES

- Calibratable and exchangeable measuring insert in one unit, suitable for calibration comprising: measuring insert as main meter, switch-over valve, measuring capsule as bypass meter
- Ideal design of housing and housing cover prevents sedimentation, stagnant water and air pockets
- Bypass line integrated in housing cover. No risk of sedimentation or corrosion.
- No measuring errors in the switch-over range
- Measuring capsule as bypass meter and non-return valve easily replaced on site
- Encapsulated counter of glass/copper IP 68
- Good long-term measuring accuracy
- Complete head unit with counter and sensors can be rotated by 350° for easier reading
- System compatibility, WESAN WPV G can be extended with IZAR RADIO (clip on radio module) or IZAR PULSE (clip on pulse module)
- In order to secure a safe switch-over the WESAN WPV G needs a minimum ingoing pressure of 0.6 bar

## GENERAL

WESAN WPV G			
Medium temperature range	°C	1 ... 30	
Temperature safety	°C	1 ... 50	
Ambient operating temperature	°C	1 ... 55	
Ambient storage temperature	°C	1 ... 55	
Nominal pressure	PN	bar	16 <sup>1</sup>
Display range	0.5 l ... 999,999 m <sup>3</sup>		
Protection class	IP 68		
Available bypass meters	ALTAIR MCI		

<sup>1</sup> versions with different nominal pressure on request (see also special versions)

## TECHNICAL DATA

Nominal diameter	DN	mm	50	80	100
Permanent flow rate	Q <sub>3</sub>	m <sup>3</sup> /h	25	63	100
Minimum flow rate	Q <sub>1</sub>	l/h	25 <sup>2</sup>	25 <sup>2</sup>	25 <sup>2</sup>
Transitional flow rate	Q <sub>2</sub>	l/h	40 <sup>2</sup>	40 <sup>2</sup>	40 <sup>2</sup>
Overload flow rate	Q <sub>4</sub>	m <sup>3</sup> /h	31.25	78.75	125
Starting flow rate		l/h	2 <sup>2</sup>	2 <sup>2</sup>	2 <sup>2</sup>
Permanent flow rate bypass meter	Q <sub>3</sub>	m <sup>3</sup> /h	4	4	4
Switch-over flow rate rising		m <sup>3</sup> /h	2.2	2.7	2.4
Switch-over flow rate falling		m <sup>3</sup> /h	0.9	1.1	1.2

<sup>2</sup> with bypass meter ALTAIR MCI

## APPROVAL

Nominal diameter	DN	mm	50	80	100
MID (DE-16-MI001-PTB002)			•	•	•
Dynamic range bypass meter ALTAIR MCI (Q <sub>3</sub> /Q <sub>1</sub> )	R		1000	2500	4000
Potable water			AoC DEU	AoC DEU	AoC DEU

## REACH

Information pursuant to Article 33 (1) of Regulation (EC) No 1907/2006 of the European Parliament and of the Council of 18 December 2006:

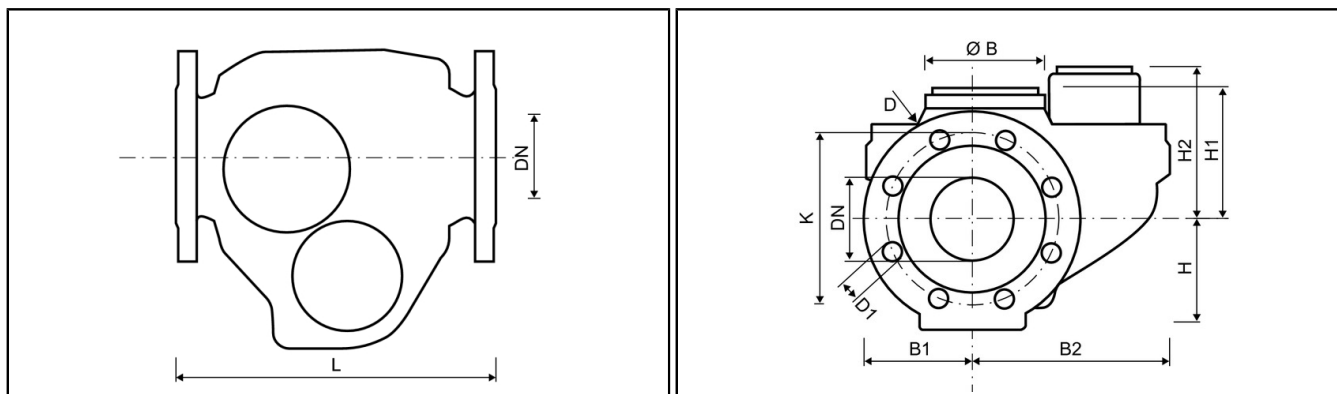
This product series contains components with the following substances in a concentration of more than 0.1% weight by weight (w/w):

- Lead (CAS no.: 7439-92-1)

## SPECIAL VERSIONS

- Versions with different nominal pressure on request
- Special flange holes on request

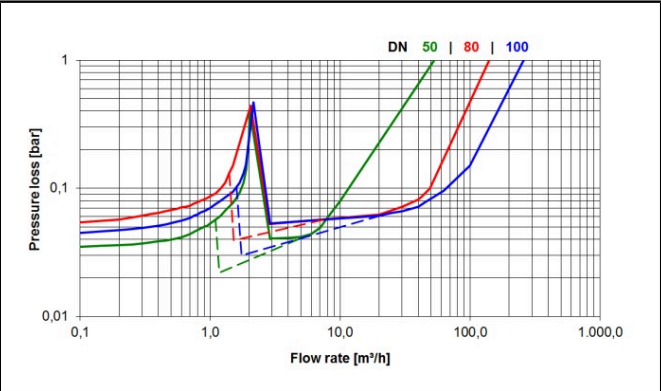
## DIMENSIONS



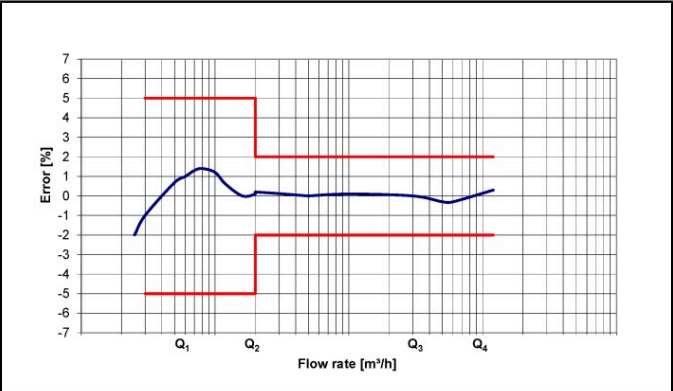
Nominal diameter	DN	mm	50	80	100
Overall length (DIN 19625)	L	mm	270	300	360
Overall length (DIN ISO 4064)	L	mm	-	300	350
Flange diameter	D	mm	165	200	220
Hole circle diameter	K	mm	125	160	180
Number of screwholes		pcs	4	8 / 4	8
Screwhole diameter	D1	mm	18	18	18
Height	H	mm	76	105	101
Height	H1	mm	115	135	140
Height	H2	mm	171 <sup>2</sup>	172 <sup>2</sup>	143 <sup>2</sup>
Height to remove measuring insert		mm	250 <sup>2</sup>	280 <sup>2</sup>	280 <sup>2</sup>
Width	B1	mm	85	100	110
Width	B2	mm	160	180	180
Diameter	Ø B	mm	110	110	110
Weight of complete meter		kg	17.4	25.5	29
Weight of measuring insert		kg	6.3	9.3	9.3

<sup>2</sup> with bypass meter ALTAIR MCI

PRESSURE LOSS GRAPH / TYPICAL ERROR GRAPH



Pressure loss graph



Typical error graph

### **Economic Actor Information**

Applicable regulation and legal obligations for products may change.

DIEHL METERING monitors applicable regulation to ensure their products comply at the date of placing on the market.

Each economic actor making products available on the market thereafter must independently keep informed about the current applicable regulation.

For questions, please contact: [metering-germany-info@diehl.com](mailto:metering-germany-info@diehl.com)

Diehl Metering GmbH  
Donaustraße 120  
90451 Nürnberg  
Germany  
Phone: +49 911 6424-0  
[metering-germany-info@diehl.com](mailto:metering-germany-info@diehl.com)  
[www.diehl.com/metering](http://www.diehl.com/metering)

**EMPOWER A  
SUSTAINABLE  
FUTURE**