

# WESAN WP G

## WOLTMAN METER

**DIEHL**  
Metering



### APPLICATION

The bulk water meter WESAN WP G can be used for measuring the flow in supply lines with high flow at low pressure loss.

### FEATURES

- ▶ Calibratable and exchangeable measuring insert
- ▶ For horizontal and vertical installation
- ▶ Sealed measuring insert for better accuracy
- ▶ Hydraulic bearing relief
- ▶ Encapsulated counter of glass/copper IP 68
- ▶ Complete head unit with counter and sensors can be rotated by 350° for easier reading
- ▶ System compatibility, WESAN WP G can be extended with IZAR RADIO (clip on radio module) or IZAR PULSE (clip on pulse module)
- ▶ Strong protection against magnetic manipulation

# WESAN WP G

WOLTMAN METER

## GENERAL

WESAN WP G			
Medium temperature range	°C	1 ... 30	
Temperature safety	°C	1 ... 50	
Ambient operating temperature	°C	1 ... 55	
Ambient storage temperature	°C	1 ... 55	
Nominal pressure	PN	bar	16 <sup>1</sup>
Protection class	IP 68		

<sup>1</sup> special versions on request

## TECHNICAL DATA

Nominal diameter	DN	mm	50	65	80	100	125
Permanent flow rate	Q <sub>3</sub>	m <sup>3</sup> /h	40	40	100	160	160
Starting flow rate		l/h	90	130	160	190	190
Minimum flow rate	Q <sub>1</sub>	m <sup>3</sup> /h	0.63	0.63	1	1.6	1.6
Transitional flow rate	Q <sub>2</sub>	m <sup>3</sup> /h	1.02	1.01	1.6	2.56	2.56
Overload flow rate	Q <sub>4</sub>	m <sup>3</sup> /h	50	50	125	200	200
Flow rate at 0.1 bar pressure loss		m <sup>3</sup> /h	29	50	95	95	95
Pressure loss at Q <sub>3</sub>		bar	0.19	0.16	0.14	0.28	0.29

Nominal diameter	DN	mm	150	200	250 <sup>2</sup>	300 <sup>2</sup>
Permanent flow rate	Q <sub>3</sub>	m <sup>3</sup> /h	250	250	1000	1600
Starting flow rate		l/h	1500	2500	5000	10000
Minimum flow rate	Q <sub>1</sub>	m <sup>3</sup> /h	5	5	10	16
Transitional flow rate	Q <sub>2</sub>	m <sup>3</sup> /h	8	8	16	25.6
Overload flow rate	Q <sub>4</sub>	m <sup>3</sup> /h	312.5	312.5	1250	2000
Flow rate at 0.1 bar pressure loss		m <sup>3</sup> /h	290	550	800	1250
Pressure loss at Q <sub>3</sub>		bar	0.08	0.02	0.16	0.16

<sup>2</sup> only available without approval

## APPROVAL

Nominal diameter	DN	mm	50	65	80	100	125
MID (DE-13-MIO01-PTB005)			•	•	•	•	•
Dynamic range (Q <sub>3</sub> /Q <sub>1</sub> )	R <sup>3</sup>		63•H	63	100	100	100
Sanitary conformity			ACS, AoC DEU	ACS, AoC DEU	ACS, AoC DEU	ACS, AoC DEU	ACS, AoC DEU

Nominal diameter	DN	mm	150	200	250 <sup>2</sup>	300 <sup>2</sup>
MID (DE-13-MIO01-PTB005)			•	•	-	-
Dynamic range (Q <sub>3</sub> /Q <sub>1</sub> )	R <sup>3</sup>		50	50	100	100
Sanitary conformity			ACS, AoC DEU	ACS, AoC DEU	ACS, AoC DEU	ACS, AoC DEU

<sup>2</sup> only available without approval

<sup>3</sup> standard dynamic other dynamics on request

## DISPLAY RANGE

Nominal diameter	DN	mm	50	65	80	100	125
0.5 l ... 999,999 m <sup>3</sup>			•	•	•	•	•
5.0 l ... 9,999,999 m <sup>3</sup>			-	-	-	-	-

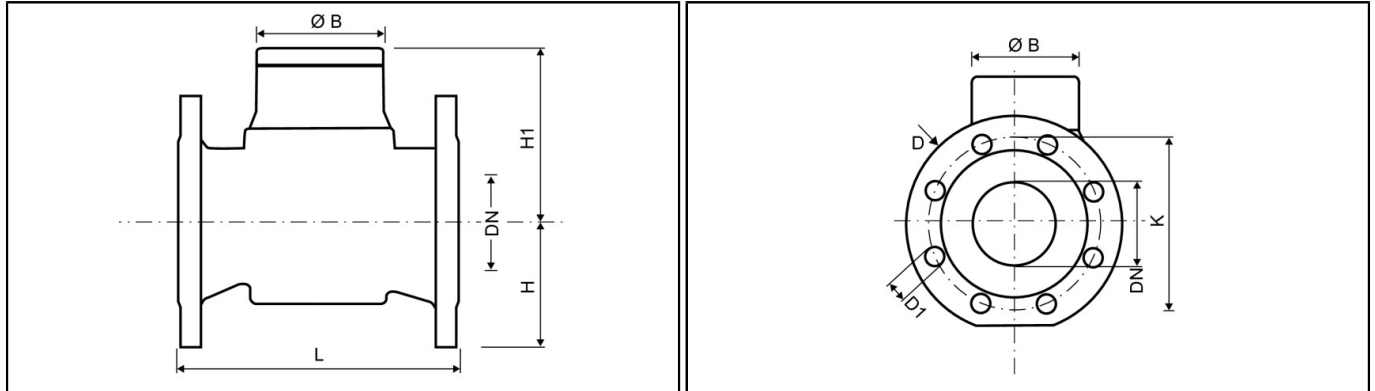
Nominal diameter	DN	mm	150	200	250 <sup>2</sup>	300 <sup>2</sup>
0.5 l ... 999,999 m <sup>3</sup>			-	-	-	-
5.0 l ... 9,999,999 m <sup>3</sup>			•	•	•	•

<sup>2</sup> only available without approval

# WESAN WP G

WOLTMAN METER

## DIMENSIONS



Nominal diameter	DN	mm	50	65	80	100	125
Overall length	L	mm	200 / 300	200	200 <sup>4</sup> / 225 / 350 <sup>4</sup>	250 / 350 <sup>4</sup>	250
Flange diameter	D	mm	165	185	200	220	250
Hole circle diameter PN 10 / PN 16	K	mm	- / 125	- / 145	160 / 160	- / 180	- / 210
Number of screwholes PN 10 / PN 16		pcs	- / 4	- / 4	4 / 8	- / 8	- / 8
Screwhole diameter PN 10 / PN 16	D1	mm	- / 18	- / 18	18 / 18	- / 18	- / 18
Height	H	mm	75	83	89	105	115
Height	H1	mm	103	103	134	134	134
Height to remove measuring insert		mm	205	205	255	255	255
Meter width		mm	155	155	200	220	250
Diameter	Ø B	mm	110	110	110	110	110
Weight		kg	10.2	11.2	13	16	21.5

Nominal diameter	DN	mm	150	200	250 <sup>2</sup>	300 <sup>2</sup>
Overall length	L	mm	300	350	450	500
Flange diameter	D	mm	285	340	405	460
Hole circle diameter PN 10 / PN 16	K	mm	- / 240	295 / 295	350 / 355	400 / 410
Number of screwholes PN 10 / PN 16		pcs	- / 8	8 / 12	12 / 12	12 / 12
Screwhole diameter PN 10 / PN 16	D1	mm	- / 22	22 / 22	23 / 27	23 / 27
Height	H	mm	135	163	193	230
Height	H1	mm	225	225	222	270
Height to remove measuring insert		mm	255	455	452	500
Meter width		mm	285	340	405	460
Diameter	Ø B	mm	110	110	110	110
Weight		kg	39	47	75	165

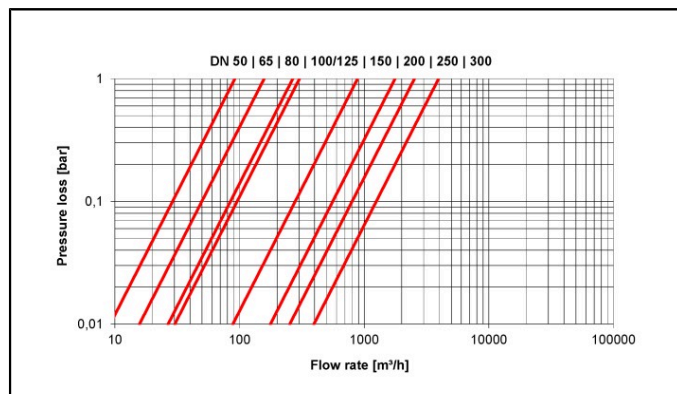
<sup>2</sup> only available without approval

<sup>4</sup> special body lengths on request

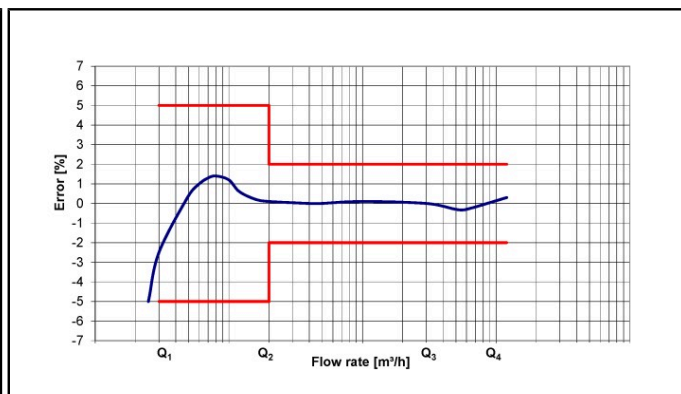
# WESAN WP G

WOLTMAN METER

## PRESSURE LOSS GRAPH / TYPICAL ERROR GRAPH



Pressure loss graph



Typical error graph

## REACH

Information pursuant to Article 33 (1) of Regulation (EC) No 1907/2006 of the European Parliament and of the Council of 18 December 2006:

This product series contains components with the following substances in a concentration of more than 0.1% weight by weight (w/w):  
- Lead (CAS no.: 7439-92-1)