

IZAR@NET 2

SOFTWARE

DIEHL
Metering



APPLICATION

IZAR@NET 2 is the web-based application of Diehl Metering's Meter Data Management software designed to run locally on utility's servers and PCs. IZAR@NET 2 provides all key features for efficient processing of metering data and easy administration of meter reading via Fixed Network or Walk-By/Drive-By. The high modularity of IZAR@NET 2 helps to scale the system according to individual demands and gives a high flexibility of administering metering data, read out processes and the supply network.

FEATURES

- ▶ Facilitates multi utility approach by managing all media in one system (Water, Thermal Energy, Gas, Power)
- ▶ High scalable software design focused on mass data management
- ▶ Integrated map view for easy organisation of devices and readout tours
- ▶ High-performant analysis engine e.g. for leakage detection and to avoid energy losses
- ▶ In-built task scheduler to facilitate meter import/export and analysis jobs
- ▶ Instant graphical representation of meter data
- ▶ Interactive Dashboard for important information
- ▶ Alarm monitoring to notify on problems in the meter network
- ▶ Use REST API for easily connecting third party software and a quick implementation process

SYSTEM REQUIREMENTS

General system requirements:

- Fully patched operating system with administrator rights
- Operating System: Microsoft Windows Server 2012R2 (64 bit), Microsoft Windows Server 2016 (64 bit), Microsoft Windows 10 (64 bit) or higher
- Web Browser: Chrome, Firefox, Safari, Edge (current and predecessor version)
- Java 7 (Java Runtime Environment) or higher

Hardware requirements for up to 10.000 meters and daily reading:

- Dual-Core CPU with min. 2,6 GHz or Quad-Core CPU with min. 2,5 GHz
- Min. 8 GByte RAM main memory
- Min. 100 GByte free disk space (SSD storage recommended)
- Monitor with a minimum resolution of 1024x768

BASIC PACKAGE FEATURES

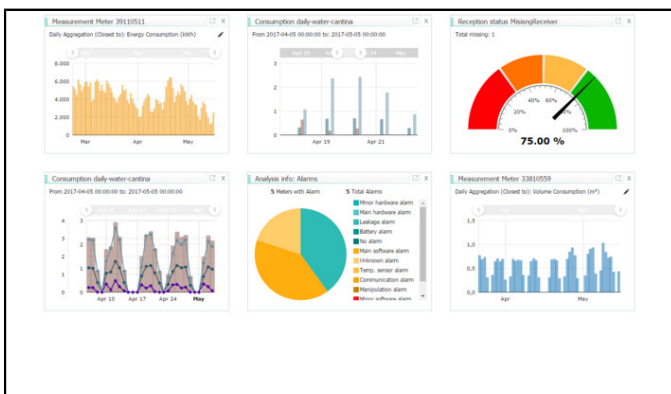
- Customizable Import from csv and Export to csv and xls
- Fuzzy search and multiple filtering options
- Integrated map view for meters, read out tours and data concentrators
- Dashboard view for system monitoring
- Pre-defined graphics to visualize meter readings and consumptions
- In-built task scheduler to automate e.g. import/export or analysis jobs
- Standard analyses, e.g. to compare meter consumptions, to detect alarms or to find missing meter reads
- Email notification on meter readings, alarms or analysis results
- Pre-defined analysis for consumption comparisons and missing meters
- Management of meter replacements in combination with IZAR@MOBILE 2 software
- Storage and display of additional meter information from the field, e.g. photos, comments
- User rights management allows limited access of users to meter groups

AVAILABLE MODULES

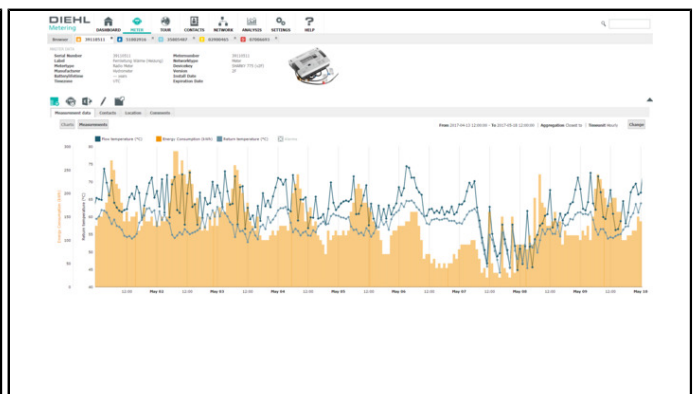
IZAR@NET 2	
Mobile	Enables the integration of Diehl Metering's mobile application IZAR@MOBILE 2 for the organisation of Walk-by / Drive-by tours and meter replacements
Fixed	Utilize file-based FTP server import in a Fixed Network installation incl. automatized import and direct readout of IZAR CENTER logging data
On-Demand-Reading	Connect directly to IZAR CENTER via RS232, USB, LAN or modem for direct (live) meter readout via M-Bus
Smart Analysis	Create individual analyses for leakage reporting, virtual meters, heat network monitoring and optimisation and other media specific analysis
API Rest	Exchange data based on RESTful web service interface between 3rd party software (e.g. billing/consumer management software) and IZAR@NET 2

Note: One of the modules Fixed, Mobile or On-Demand-Reading is mandatory to perform import of metering data into IZAR@NET 2 database. These modules can also be combined.

APPLICATION SCREENSHOTS

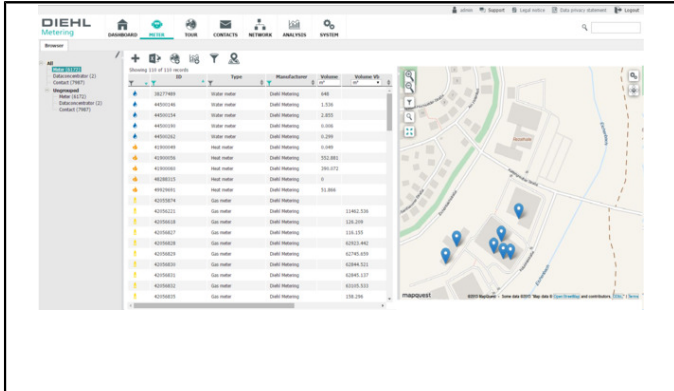


Dashboard

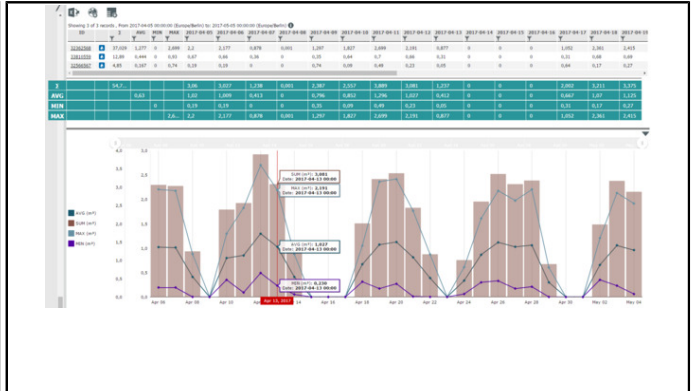


Meter details

APPLICATION SCREENSHOTS



Meter management



Analysis