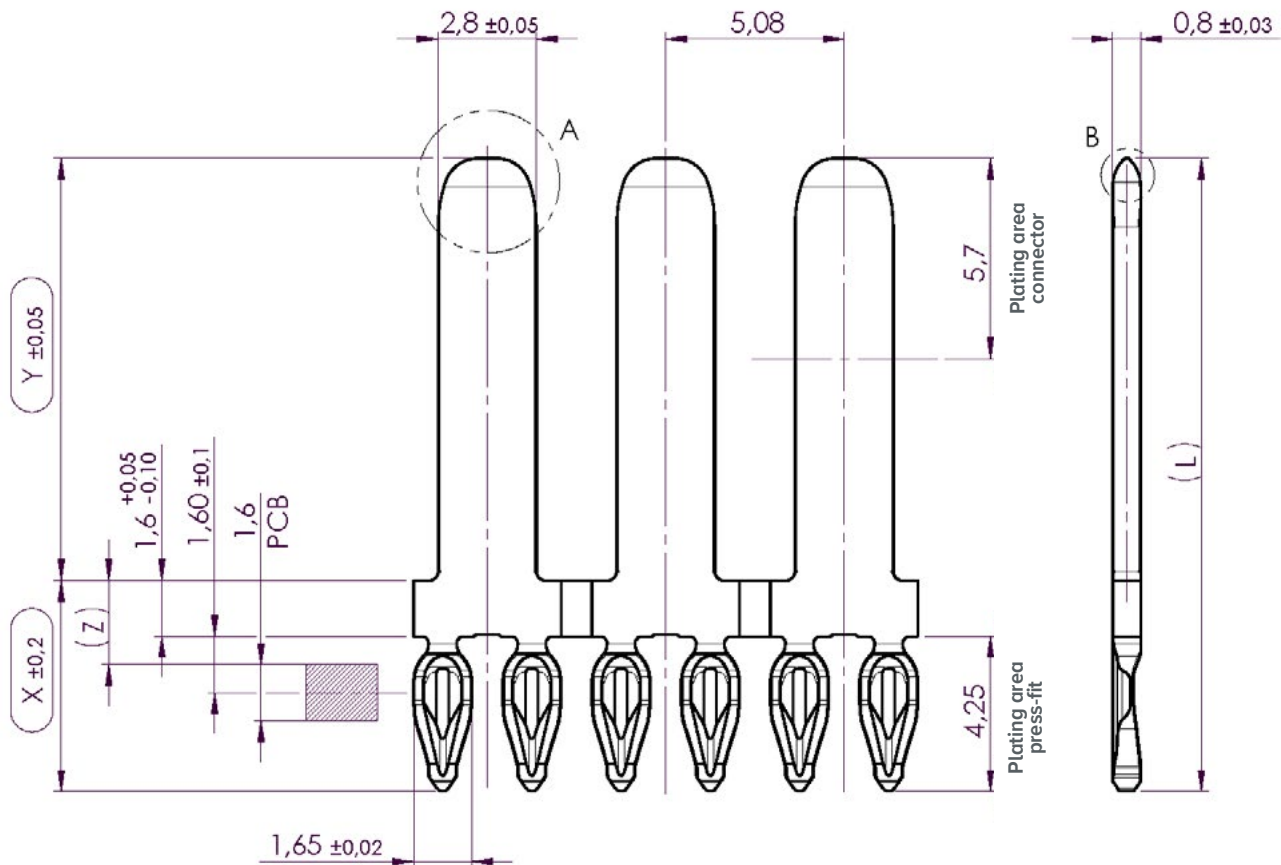


DMA STANDARD PINS FOR SINGLE PIN INSERTION (SPI)

2,8 X 0,8 PRESS-FIT PIN

SPECIFICATIONS

Material: CuNi3SiMg R620 (C70250)
 Electrical conductivity: 43 %IACS
 Type of press-fit zone: EE08



Dimensions [mm]			
X	Y	Z	L
5,85	10,5	2,4	16,35
5,85	11,5	2,4	17,35
5,85	12,5	2,4	18,35

Connector plating variants
Ni 1,0 - 2,2µm, Sn mt 1 - 3µm
Ni 1,0 - 3,0µm, Ag 1,5 - 5,0µm*2
Ni 1,0 - 2,2µm, Au 0,8 - 2,0µm*1

*1 (AuCo alloy (Hard gold) with 0.2 – 0.3% Co)
 *2 (Fine silver with 75 – 95 HV)

Press-fit zone plating variants
Ni 1 - 3µm, Sn mt 0,3 - 1,1µm
Ni 1 - 3µm, DMA Adv. Indium 0,3 - 1,1µm
Ni 1,3 - 2,2µm, DMA Adv. AgSn 0,35 - 0,75µm

2,8 X 0,8 PRESS-FIT PIN

PARAMETER

Press-fit connection

Operating temperature [°C]	-40 bis +150
Push-in force [N]	< 150
Push-out force [N]	> 25*
Contact resistance [μOhm]	≤ 300

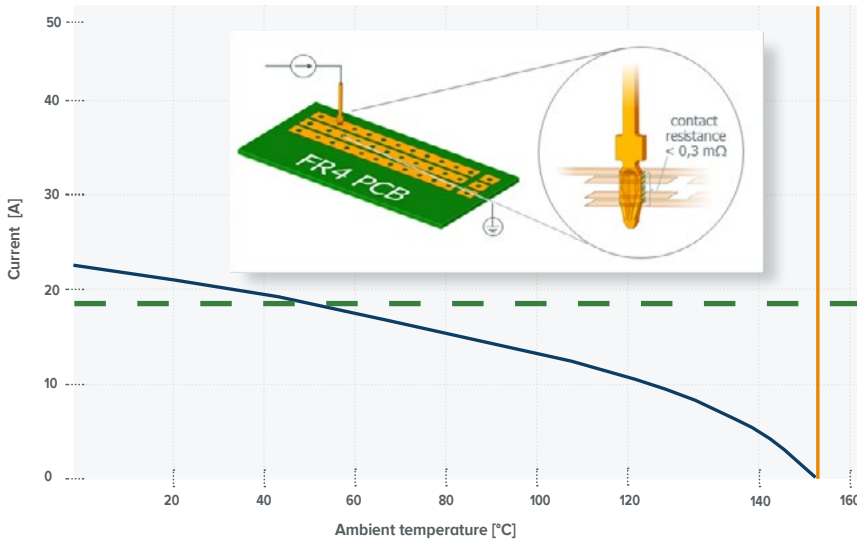
*Typical force limit for nominal hole

Tested according to IPC-9797 on test PCBs

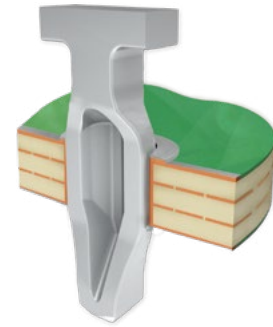
Printed circuit board (PCB)

Final hole diameter [mm]	1,45 + 0,1
Copper thickness Plated-Through Hole [μm]	> 25 ... ≤ 55
Surface finish	iSn OSP
PCB thickness [mm]	1,6 ± 10%
Annular ring [mm]	0,25 – 0,35
Material quality	min. FR4

Derating graph for press-fit type EE08

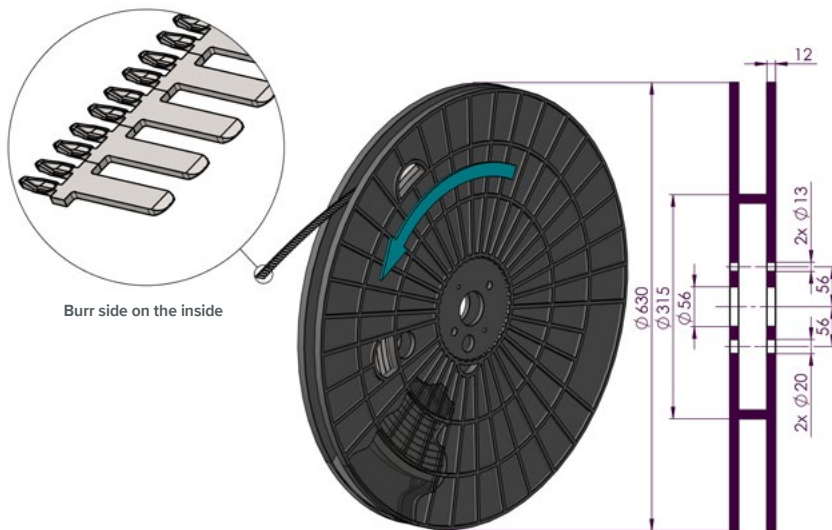


Derating measurement acc. to DIN EN 60512-5-3



Limit temperature ———— (orange line)
 Derating graph ———— (blue line)
 Test current ———— (green dashed line)

PACKAGING



Reel type: Haefner tape reel BSL

Connector length [mm]	Quantity per reel [approx. pcs.]	Weight per reel [approx. kg]
10,5	35.000	15,0
11,5	35.000	15,0
12,5	35.000	16,0

Maximum 2 cut-off points; not attached

For further processing and storage, please refer to the information sheet on the handling of our flexible press-fit zones.



Please scan the QR code to get to the order form.