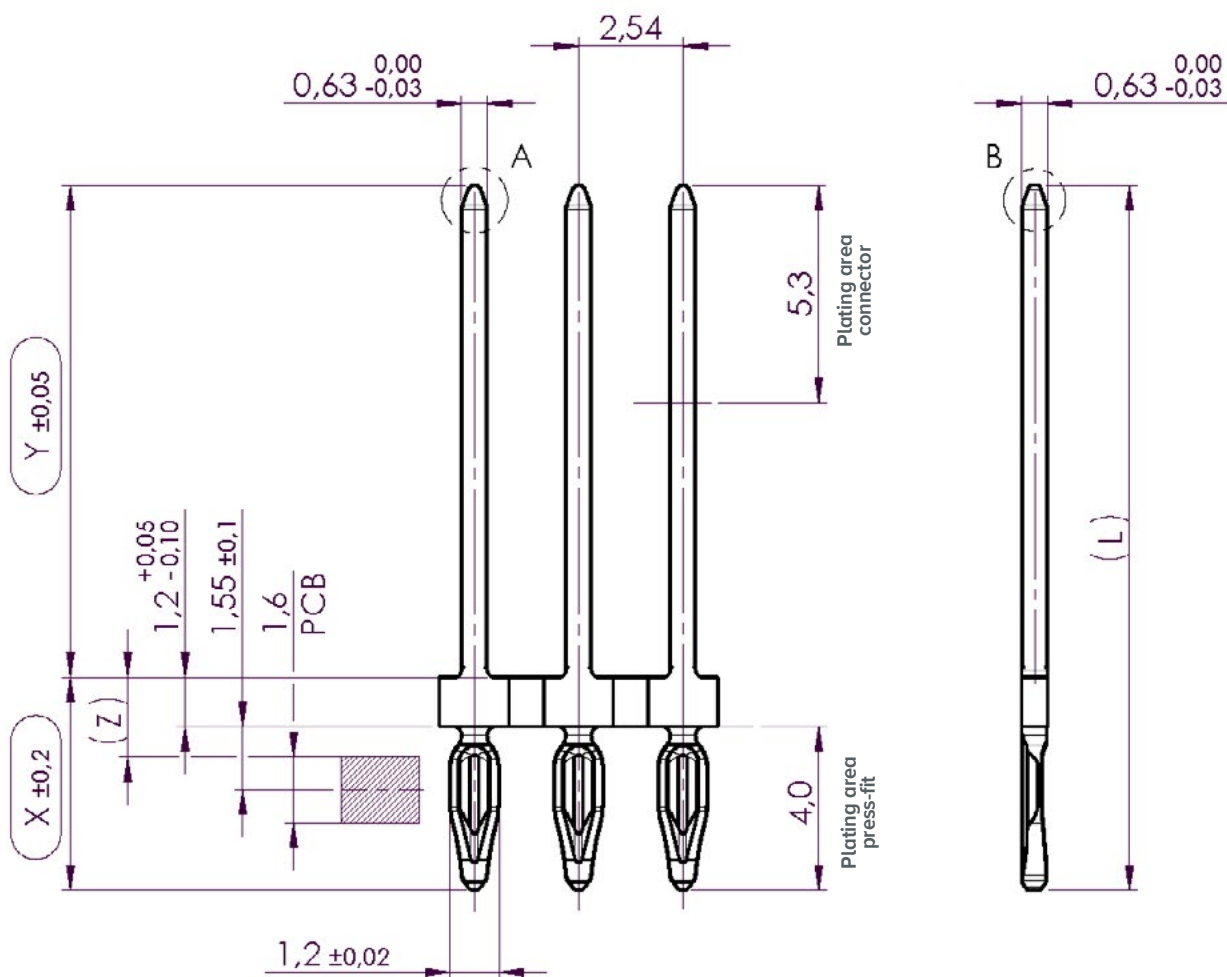


DMA STANDARD PINS FOR SINGLE PIN INSERTION (SPI)

0.63 X 0.63 PRESS-FIT PIN

SPECIFICATIONS

Material: CuNi3SiMg R620 (C70250)
 Electrical conductivity: 43 %IACS
 Type of press-fit zone: EE06



Dimensions [mm]			
X	Y	Z	L
5.2	8.5	1.95	13.7
5.2	10.5	1.95	15.7
5.2	11.5	1.95	16.7

Connector plating variants
Ni 1.0 - 2.2µm, Sn mt 1 - 3µm
Ni 1.0 - 3.0µm, Ag 1.5 - 5.0µm*2
Ni 1.0 - 2.2µm, Au 0.8 - 2.0µm*1

*1 (AuCo alloy (Hard gold) with 0.2 - 0.3 % Co)
 *2 (Fine silver with 75 - 95 HV)

Press-fit zone plating variants
Ni 1 - 3µm, Sn mt 0.3 - 1.1µm
Ni 1 - 3µm, DMA Adv. Indium 0.3 - 1.1µm
Ni 1.3 - 2.2µm, DMA Adv. AgSn 0.35 - 0.75µm

0.63 X 0.63 PRESS-FIT PIN

PARAMETER

Press-fit connection

Operating temperature [°C]	-40 to +150
Push-in force [N]	< 120
Push-out force [N]	> 20*
Contact resistance [μOhm]	≤ 300

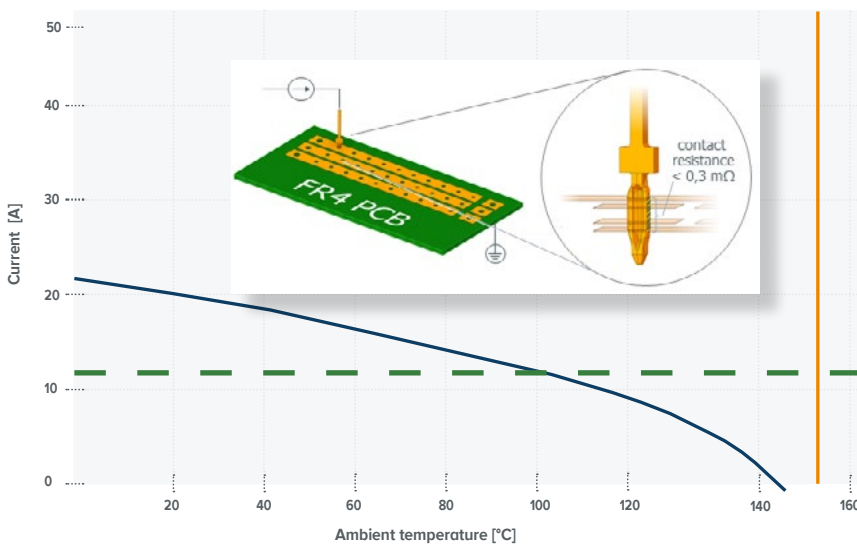
*Typical force limit for nominal hole

Tested according to IPC-9797 on test PCBs

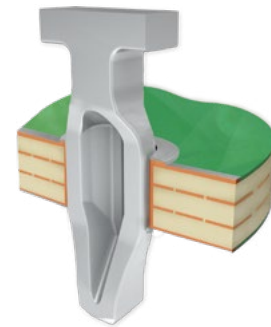
Printed circuit board (PCB)

Final hole diameter [mm]	1.0 + 0.1
Copper thickness Plated-Through Hole [μm]	> 25 ... ≤ 55
Surface finish	iSn OSP
PCB thickness [mm]	1.6 ± 10%
Annular ring [mm]	0.20 – 0.30
Material quality	min. FR4

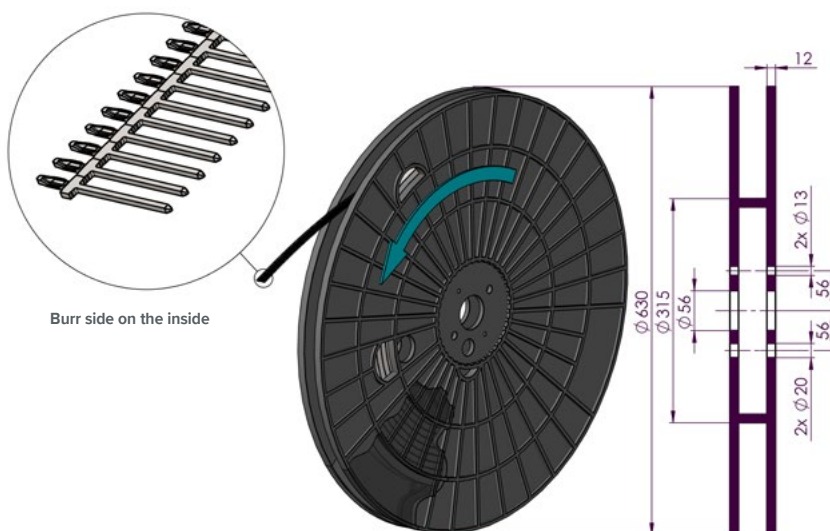
Derating graph for press-fit type EE06



Derating measurement acc. to DIN EN 60512-5-3



PACKAGING



Reel type: Haefner tape reel BSL

Connector length [mm]	Quantity per reel [approx. pcs.]	Weight per reel [approx. kg]
8.5	90.000	9.5
10.5	90.000	10.0
11.5	90.000	10.0

Maximum 2 cut-off points; not attached

For further processing and storage, please refer to the information sheet on the handling of our flexible press-fit zones.



Please scan the QR code to get to the order form.