

SPECIFICATIONS CF-6V14

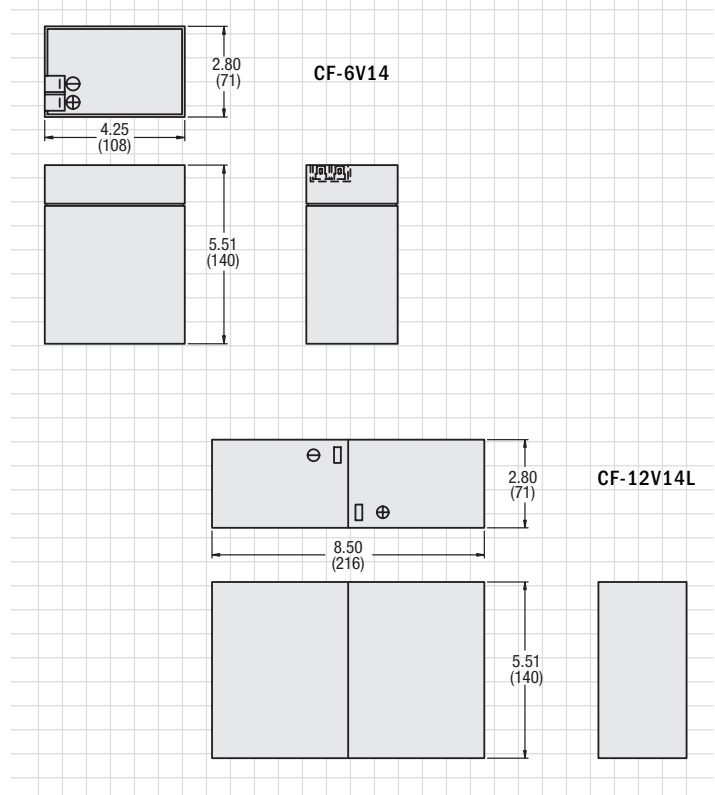
Nominal Voltage 6V
 Nominal Capacity at 77°F (25°C) Voltage readings are per cell
 20 Hour Rate (0.70 amps to 1.75 volts) 14 ampere hours
 10 Hour Rate (1.30 amps to 1.75 volts) 13 ampere hours
 5 Hour Rate (2.12 amps to 1.75 volts)..... 10.6 ampere hours
 1 Hour Rate (8.56 amps to 1.60 volts)..... 8.56 ampere hours
 1/2 Hour Rate (14.70 amps to 1.60 volts) 7.35 ampere hours
 Max. Physical Size
 Length 4.25 inches (108mm)
 Width..... 2.80 inches (71mm)
 Height (excluding terminals) 5.51 inches (140mm)
 Height (including terminals)..... 5.51 inches (140mm)
 Weight 5.22 lbs (2.37kg)
 Energy Density
 (20 Hour Rate) 1.37 watt hrs/cu in
 (20 Hour Rate) 16.09 watt hrs/lbs
 Operating Temperature Range
 Discharge -60°F to +140°F (-51°C to +60°C)
 Charge 0°F to +120°F (-18°C to +49°C)
 Recharging Methods:
 Float Charging: Constant Potential Source of 6.8 to 6.9 volts continuously.
 Routine Charging: Constant Potential Source of 7.25 to 7.45 volts with a charging current of 5.6 ampere maximum.
 Terminal: Standard is tin plated brass, positive terminal is 0.030 stock by 0.250 wide, negative terminal is 0.030 stock by 0.187 wide, mates with Amp Faston series or equal.
 Case Material: ABS



PRODUCT SCHEMATICS

SPECIFICATIONS CF-12V14L

Nominal Voltage 12V
 Nominal Capacity at 77°F (25°C) Voltage readings are per cell
 20 Hour Rate (0.70 amps to 1.75 volts) 14 ampere hours
 10 Hour Rate (1.30 amps to 1.75 volts) 13 ampere hours
 5 Hour Rate (2.12 amps to 1.60 volts)..... 10.6 ampere hours
 1 Hour Rate (8.56 amps to 1.60 volts)..... 8.56 ampere hours
 1/2 Hour Rate (14.70 amps to 1.60 volts) 7.35 ampere hours
 Max. Physical Size
 Length 8.50 inches (216mm)
 Width..... 2.80 inches (71mm)
 Height (excluding terminals) 5.51 inches (140mm)
 Height (including terminals)..... 5.51 inches (140mm)
 Weight 10.6 lbs (4.8kg)
 Energy Density
 (20 Hour Rate) 1.31 watt hrs/cu in
 (20 Hour Rate) 15.85 watt hrs/lbs
 Operating Temperature Range:
 Discharge -60°F to +140°F (-51°C to +60°C)
 Charge 0°F to +120°F (-18°C to +49°C)
 Recharging Methods:
 Float Charging: Constant Potential Source of 13.6 to 13.8 volts continuously.
 Routine Charging: Constant Potential Source of 14.5 to 14.9 volts with a charging current of 4.6 ampere maximum.
 Terminal: Standard is tin plated brass, positive terminal is 0.030 stock by 0.250 wide, negative terminal is 0.030 stock by 0.187 wide, mates with Amp Faston series or equal.
 Case Material: ABS



Above data are average values which can be obtained within 3 charge/discharge cycles. These are not minimum values.

Charging vs Temperature

The charging of Carefree batteries is best accomplished in a temperature range of 60°F to 90°F. Charging within this temperature range requires no temperature compensation. For applications over a wider temperature range, charging voltage must be changed as a function of temperature. (see chart at right)

Capacity vs Temperature

The efficiency of the lead-acid system decreases as the temperature decreases and increases as temperature increases from room temperature (77°) as illustrated. These four curves shown are based on discharges at the 20 hour, 5 hour, 1½ hour and 1 hour rates.

Self-Discharge Characteristics

High temperature increases the rate of self-discharge of all battery systems but even in this respect, the lead-calcium battery is perhaps least affected. In general, the rate of self-discharge can be expected to double for each 20°F rise in temperature above 70°F.

Battery Operating Conditions & Cautions

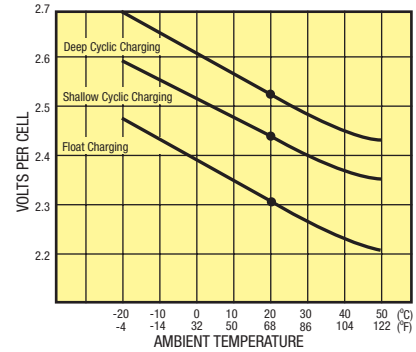
Battery contains toxic material (lead) and corrosive fluid (sulfuric acid) · Charging can produce explosive gases · Do not charge in gas tight enclosures · Charge battery in a well-ventilated area away from sparks, flames or smoking · Use approved voltage controlled charger · Do not short-circuit battery terminals, as this can cause an explosion or fire · Keep batteries and chargers away from children · Charge battery as soon as possible after use · Do not store battery in discharged state · Do not puncture, disassemble, mutilate or incinerate · **MUST BE RECYCLED OR DISPOSED OF PROPERLY**

Installation Care

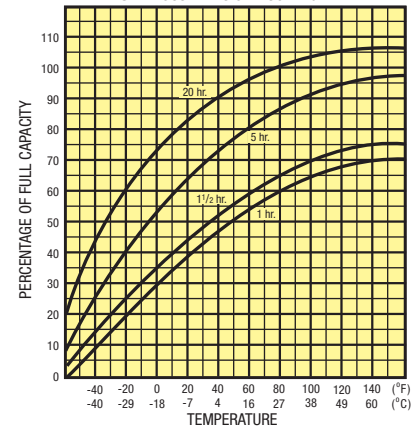
All CAREFREE batteries are carefully assembled and with proper charging will provide excellent service. When placing the battery into service it must be inspected to make sure that the battery has not been damaged by rough handling. If the unit has been damaged, there is a possibility of a loss of a small amount of sulfuric acid electrolyte and possible corrosion of adjacent components. Any sulfuric acid can cause severe burns to the skin and eyes. If contact is made with a damaged battery, immediately wash the contacted area with water for at least 5 minutes. When installing the battery in equipment, ventilation must be provided. Toward the end of charge and under overcharge conditions, hydrogen and oxygen gas can be generated. If this gas is allowed to accumulate in the enclosure and a spark is introduced, an explosion could result.

The specifications on this sheet may be changed by EaglePicher Technologies, LLC, without notice.

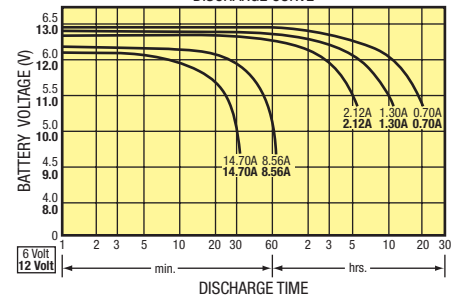
Charge Voltage per Cell vs. Temperature



Capacity as Affected by Temperature
@ VARIOUS RATES OF DISCHARGE



Typical Voltage Characteristic (77°F)
DISCHARGE CURVE



Typical Self-Discharge Characteristics

