

AURIGA DN25/32/40

SINGLE-JET METER



APPLICATION

AURIGA DN25/32/40 is a single jet water meter designed for main metering market. Robust, it is particularly suitable for demanding installation conditions and sediment laden waters. Developed within the framework of the MID, AURIGA complies with the European regulations and holds sanitary conformity certificates.

Being modular, AURIGA can be fitted at any time with an IZAR clip-on module converting it into a communicating meter ready for mobile reading (walk-by, drive-by, passive drive-by) or fixed network reading (radio/wired).

FEATURES

- DN25/32/40
- Q3=6.3m³/h (DN25) / Q3=10m³/h (DN32) / Q3=16m³/h (DN40)
- MID approval up to R=200H & R=80V
- Starting flow rate: 9 l/h (DN25) / 15 l/h (DN32) / 25 l/h (DN40)
- Brass body
- High resistance to demanding water conditions (sand)
- Compact and modular

METROLOGICAL DATA

Nominal diameter	DN	mm	25	32	40
Length	L	mm	260	260	300
Nominal flowrate	Q ₃	m ³ /h	6.3	10	16
R standard*	Q ₃ /Q ₁		160H-80V	160H-80V	160H-80V
Starting flowrate horizontal		l/h	9	15	25
Minimum flowrate horizontal	Q ₁	l/h	39.375	62.5	100
Transition flowrate horizontal	Q ₂	l/h	63	100	160
Minimum flowrate vertical	Q ₁	l/h	78.8	125	200
Transition flowrate vertical	Q ₂	l/h	126	200	320
Maximum flowrate	Q ₄	m ³ /h	7.875	12.5	20
Head loss at Q ₃		bar	0.42	0.60	0.63
Head loss at Q ₄		bar	0.66	0.94	0.99
Kvs (deltaP=Q ² /Kvs ²)			9.66	12.88	20.07

* other values on request. H=horizontal installation position / V=vertical installation position

APPROVAL

AURIGA DN25/32/40

MID approval	LNE-30014 B2 type
Standards	EN 14154 ISO 4064 OIML R49
Sanitary conformity	ACS BELGAQUA KIWA AöC DEU PZH

REACH

Information pursuant to Article 33 (1) of Regulation (EC) No 1907/2006 of the European Parliament and of the Council of 18 December 2006:

This product series contains articles with the following substances in a concentration of more than 0.1% weight by weight (w/w):

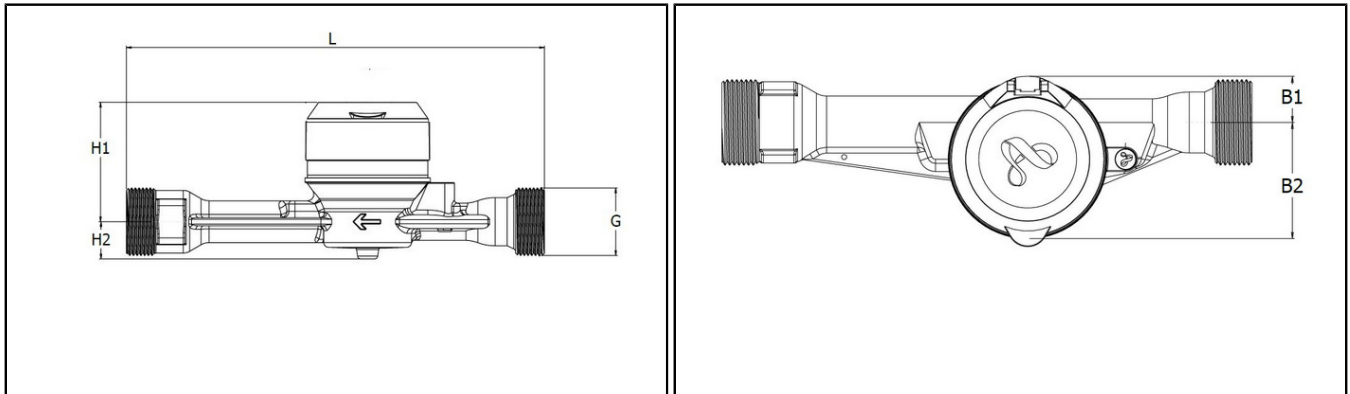
- Lead (CAS no.: 7439-92-1)

TEMPERATURE AND PRESSURE

AURIGA DN25/32/40

Water temperature	°C	0.1 ... +50
Ambient operating temperature	°C	+1 ... +55
Storage temperature	°C	-10 ... +55
Nominal pressure	PN bar	16

DIMENSIONS

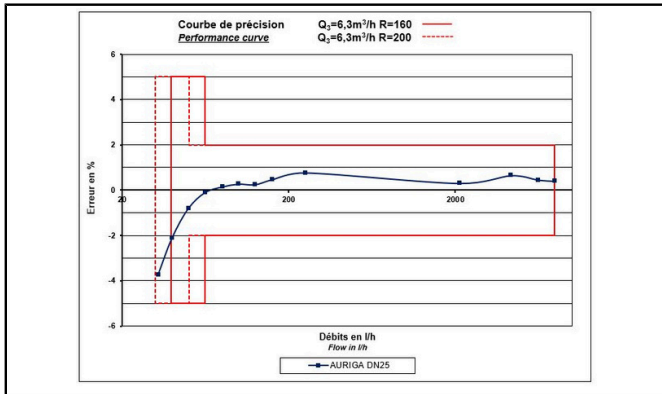


Side view

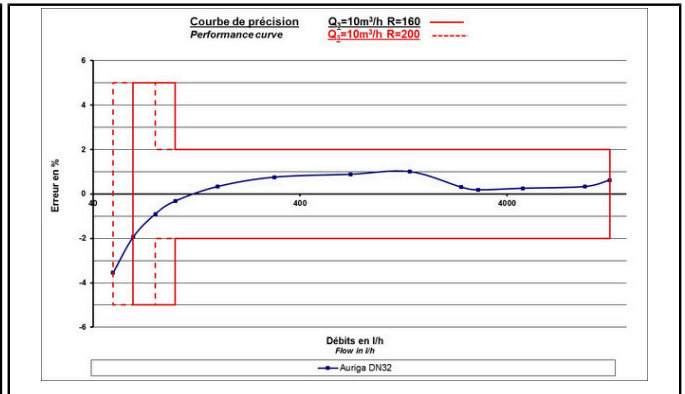
Top view

Nominal diameter	DN	mm	25	32	40
Length	L	mm	260	260	300
Width	B1	mm	22.7	23.9	29.8
Width	B2	mm	57.1	57.1	57.1
Height	H1	mm	74.2	80.7	80.7
Height	H2	mm	23.1	29.7	29.8
Thread connections	G	inch	1"1/4	1"1/2	2"
Body			brass	brass	brass
Weight		kg	1.4	1.65	2.2

PERFORMANCE CURVE DN25/32

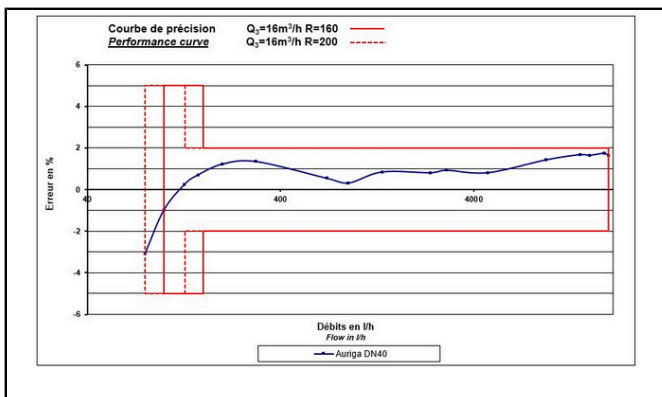


DN25



DN32

PERFORMANCE CURVE DN40



DN40

OPTION

- Non-return valve

Economic Actor Information

Applicable regulation and legal obligations for products may change.

DIEHL METERING monitors applicable regulation to ensure their products comply at the date of placing on the market.

Each economic actor making products available on the market thereafter must independently keep informed about the current applicable regulation.

For questions, please contact: metering-germany-info@diehl.com

Diehl Metering GmbH
Donaustraße 120
90451 Nürnberg
Germany
Phone: +49 911 6424-0
metering-germany-info@diehl.com
www.diehl.com/metering

**EMPOWER A
SUSTAINABLE
FUTURE**