DIEHL
Metering

ALTAIR V4 DN15/20

VOLUMETRIC METER



APPLICATION

ALTAIR V4 is a volumetric meter developed within the framework of the MID and European standards to meet field requirements. It is a particularly compact and robust meter, adapting to the most restrictive environments and compatible with varying water qualities.
Modular, ALTAIR V4 can be fitted at any time with an IZAR clip-on module converting it into a communicating meter, ready for mobile or fixed network (radio/wired) reading.

FEATURES

- DN15/20
- Q3=2.5m³/h (DN15) / Q3=4m³/h (DN20)
- MID approval up to R=800
- Starting flowrate at 0.4 l/h
- Composite & brass version
- High dynamic range
- Installation in any position
- Optional dual-zone filter

METROLOGICAL DATA

Nominal diameter		mm	15	15	15	15	15	20	20	20
Nominal flow rate	Q_3	m^3/h	2.5	2.5	2.5	2.5	2.5	2.5	2.5	2.5
Length*	L	mm	110	115	134	165	170	115	165	190
R standard*	Q_3/Q_1		160	160	160	160	160	160	160	160
Starting flow rate		l/h	0.4	0.4	0.4	0.4	0.4	0.4	0.4	0.4
Minimum flow rate*	Q_1	l/h	15.62	15.62	15.62	15.62	15.62	15.62	15.62	15.62
Transition flow rate*	Q_2	l/h	25	25	25	25	25	25	25	25
Maximum flow rate	Q_4	m^3/h	3.125	3.125	3.125	3.125	3.125	3.125	3.125	3.125
Head loss at Q_3		bar	0.59	0.59	0.59	0.59	0.59	0.59	0.59	0.59
Head loss at Q_4		bar	0.92	0.92	0.92	0.92	0.92	0.92	0.92	0.92
Kvs (deltaP=Q^2/Kvs^2)			3.25	3.25	3.25	3.25	3.25	3.25	3.25	3.25

* Other values on request
** Composite version
*** Pressure loss at 2,500 l/h including dual check valve
Note: the use of a dual-zone filter does not affect the head loss performance

APPROVAL

	DN 15 - 20
Approvals	MID: LNE - 6250 / Type A2 I WATERMARK: WM040207 - NMI: P14/3/64
Standards	ISO 4064 I EN 14154 I OIML R49
Sanitary conformity*	ACS I WRAS I AoC DEU I BELGAQUA I KIWA I DM 174 I ASNZ-4020

* Dual-zone filter on request

REACH

Information pursuant to Article 33 (1) of Regulation (EC) No 1907/2006 of the European Parliament and of the Council of 18 December 2006:
This product series contains components with the following substances in a concentration of more than 0.1% weight by weight (w/w):

- Lead (CAS no.: 7439-92-1)

TEMPERATURES AND PRESSURE

			DN 15 - 20
Water temperature		°C	0.1 ... +50
Ambient operating temperature		°C	+1 ... +55
Storage temperature		°C	-10 ... +55
Nominal pressure	PN	bar	16

DIMENSIONS

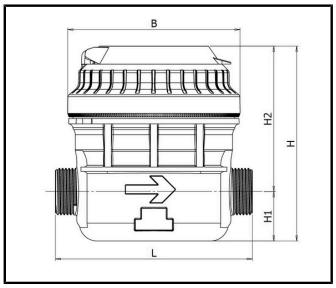

DN 15 - composite

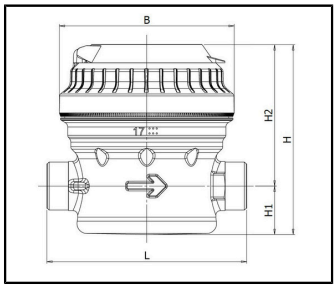

DN 15 - brass

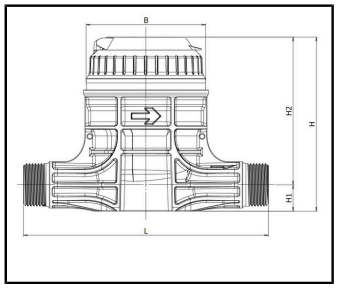

DN 20 - composite

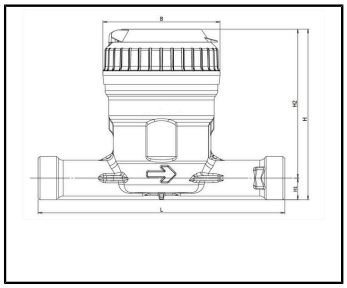

DN 20 - brass

Nominal diameter		mm	15	15	15	15	15	20	20	20
Nominal flow rate	Q_3	m^3/h	2.5	2.5	2.5	2.5	2.5	2.5	2.5	2.5
Length*	L	mm	110	115	134	165	170	115	165	190
Housing			brass / composite	brass / composite	brass / composite	brass / composite	brass / composite	composite	brass / composite	brass
Width	B	mm	96.2	96.2	96.2	96.2	96.2	96.2	96.2	90
Height	H	mm	104.4 / 109	104.4 / 109	104.4 / 109	104.4 / 109	104.4 / 109	109	104.4 / 109	104.1
Height	H1	mm	26.7 / 28	26.7 / 28	26.7 / 28	26.7 / 28	26.7 / 28	28	26.7 / 28	26.1
Height	H2	mm	77.7 / 81	77.7 / 81	77.7 / 81	77.7 / 81	77.7 / 81	81	77.7 / 81	78
Thread connections		inch	3/4"	3/4" - 7/8"/3/4"	3/4"	3/4"	3/4"	1"	1"	1"
Weight		kg	0.9 / 0.5	1 / 0.5	1 / 0.6	1 / 0.6	1 / 0.6	0.5	1 / 0.6	1

* Other values on request.
** 1"28 BSW 14 TPI conform to AS 1722.2 Class B

PRECISION CURVE

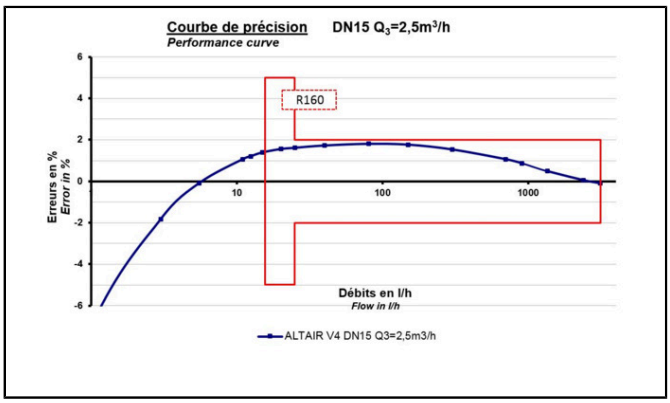

DN 15

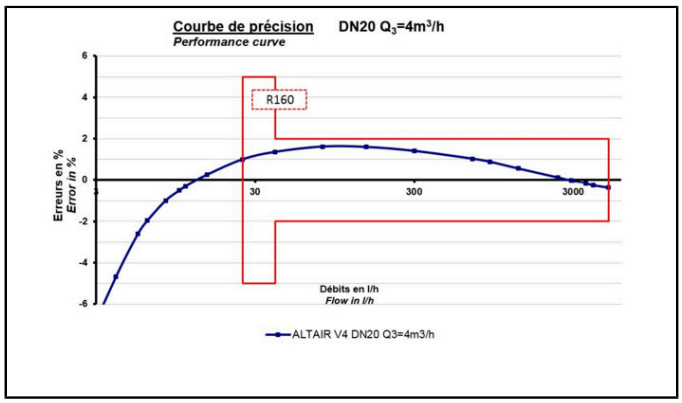

DN 20

This technology does not require straight length.

OPTIONS

- Non-return valve
- Pair of connectors
- Glass/metal register
- Patented dual-zone filter. More efficient, it replaces glove finger filters. This new filter considerably slows down the aging of the meter.

Economic Actor Information

Applicable regulation and legal obligations for products may change.

DIEHL METERING monitors applicable regulation to ensure their products comply at the date of placing on the market.

Each economic actor making products available on the market thereafter must independently keep informed about the current applicable regulation.

For questions, please contact: metering-germany-info@diehl.com

Diehl Metering
Landbrogatan 25
371 34 Karlskrona
Sweden
Phone: +46 8 800 400
metering-sweden-info@diehl.com
www.diehl.com/metering

EMPOWER A SUSTAINABLE FUTURE