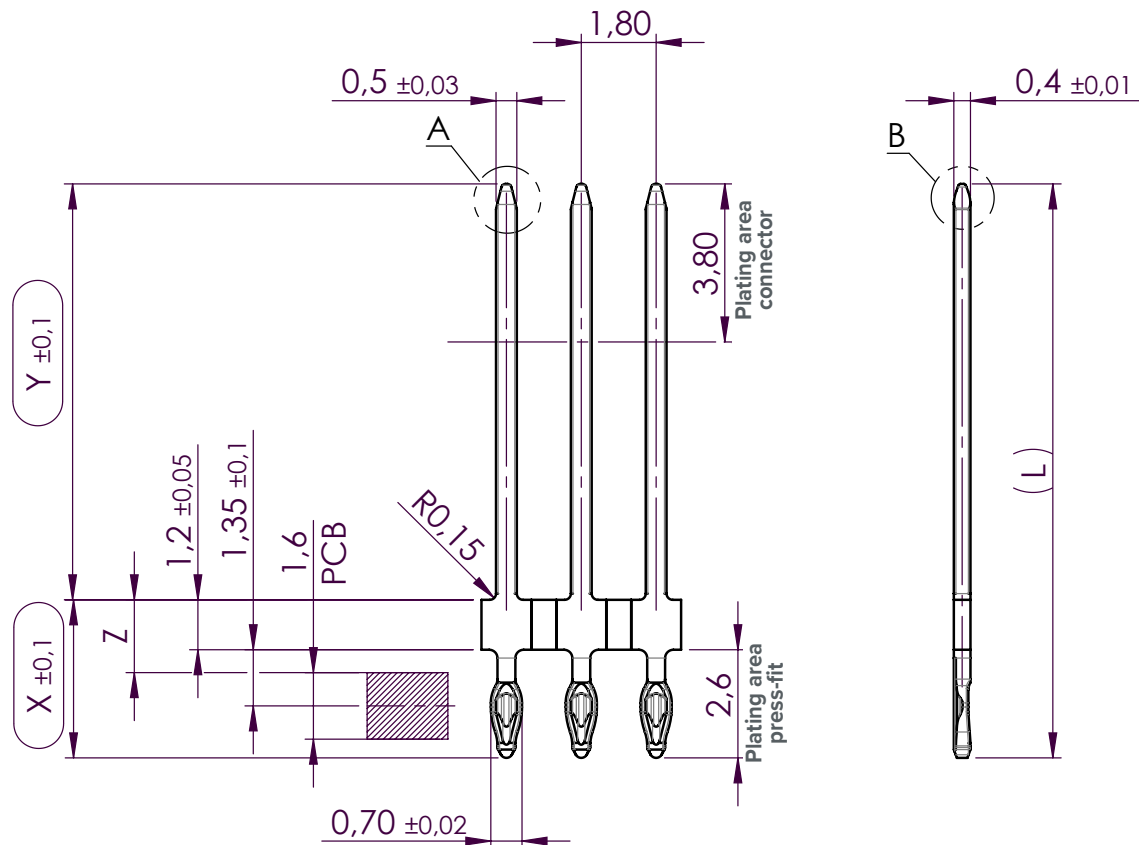


# DMA STANDARD PINS FOR SINGLE PIN INSERTION (SPI)

## 0.5 X 0.4 PRESS-FIT PIN

### SPECIFICATIONS

Material:	CuNi3SiMg R620 (C70250)
Electrical conductivity:	43% IACS
Type of press-fit zone:	EE04



Dimensions [mm]			
X	Y	Z	L
3.8	10.0	1.75	13.8

Connector plating variants
Ni 1.0 - 2.2µm, Sn mt 1 - 3µm
Ni 1.0 - 3.0µm, Ag 1.5 - 5.0µm*2
Ni 1.0 - 2.2µm, Au 0.8 - 2.0µm*1

Press-fit zone plating variants
Ni 1 - 3µm, Sn mt 0.3 - 1.1µm
Ni 1 - 3µm, DMA Adv. Indium 0.3 - 1.1µm
Ni 1.3 - 2.2µm, DMA Adv. AgSn 0.35 - 0.75µm

\*1 (AuCo alloy (Hard gold) with 0.2 - 0.3 % Co)

\*2 (Fine silver with 75 - 95 HV and Thiol passivation)

# 0.5 X 0.4 PRESS-FIT PIN

## PARAMETER

### Press-fit connection

Operating temperature [°C]	-40 to +150
Push-in force [N]	< 75
Push-out force [N]	> 10*
Contact resistance [μOhm]	≤ 300

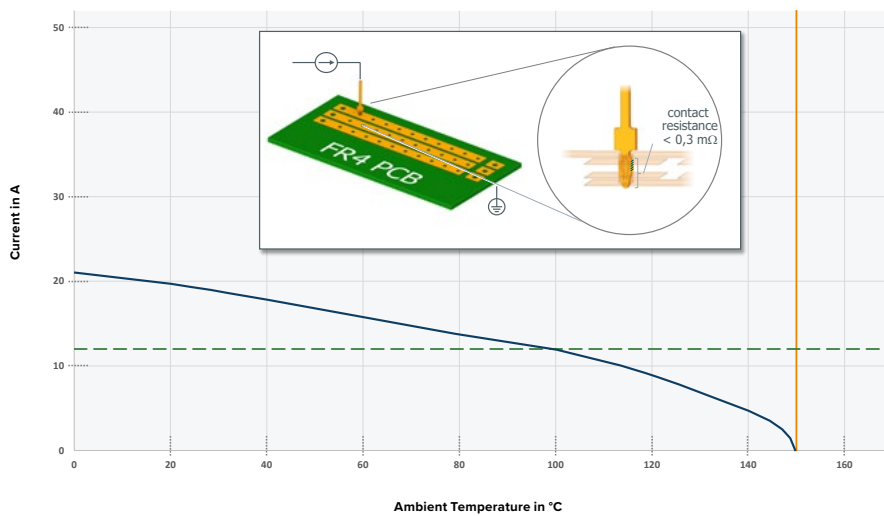
\*Typical force limit for nominal hole

Tested according to IPC-9797 on test PCBs

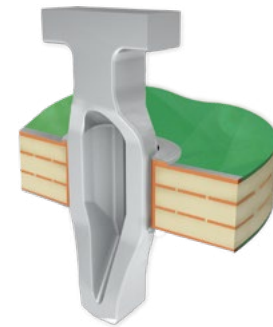
### Printed circuit board (PCB)

Final hole diameter [mm]	0.62 ± 0.03
Copper thickness Plated-Through Hole [μm]	> 25 ... ≤ 55
Surface finish	iSn OSP
PCB thickness [mm]	1.6 ± 10%
Annular ring [mm]	0.20 – 0.30
Material quality	min. FR4

### Derating graph for press-fit type EE04

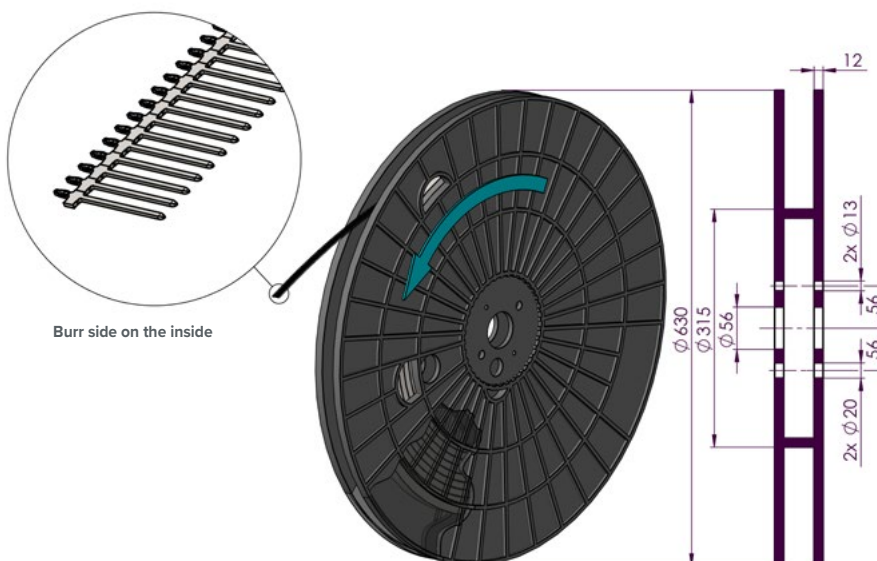


Derating measurement acc. to DIN EN 60512-5-3



Limit temperature —  
 Derating graph —  
 Max. test current - - -

## PACKAGING



Reel type: Haefner tape reel BSL

Connector length [mm]	Quantity per reel [approx. pcs.]	Weight per reel [approx. kg]
10.0	150.000	7

Maximum 2 cut-off points; not attached

For further processing and storage, please refer to the information sheet on the handling of our flexible press-fit zones.



Please scan the QR code to get to the order form.